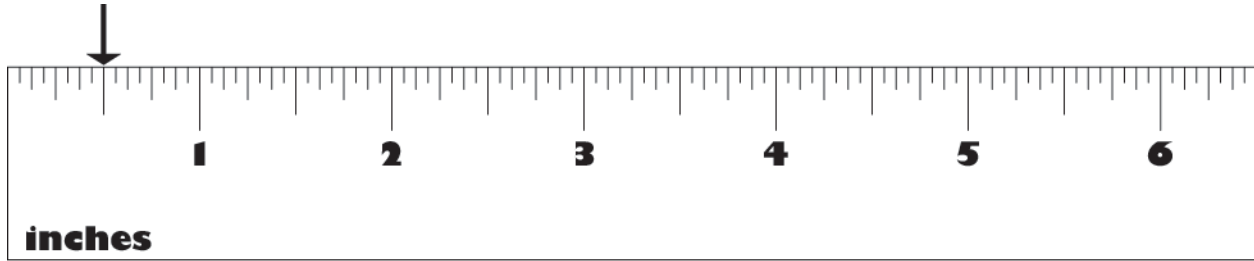


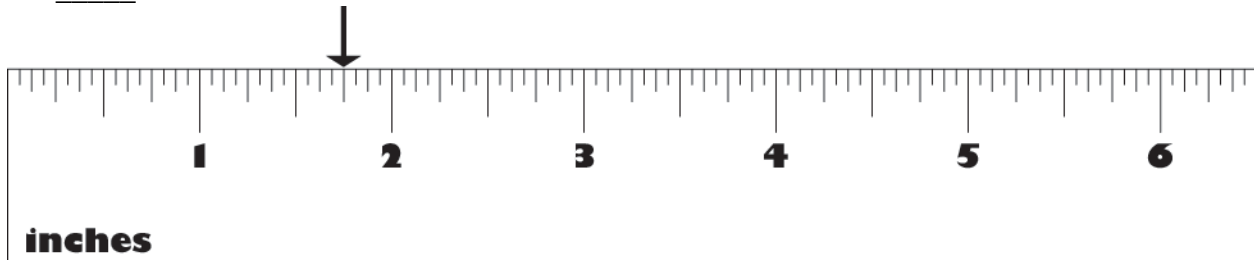
# Inch by Inch

NAME \_\_\_\_\_

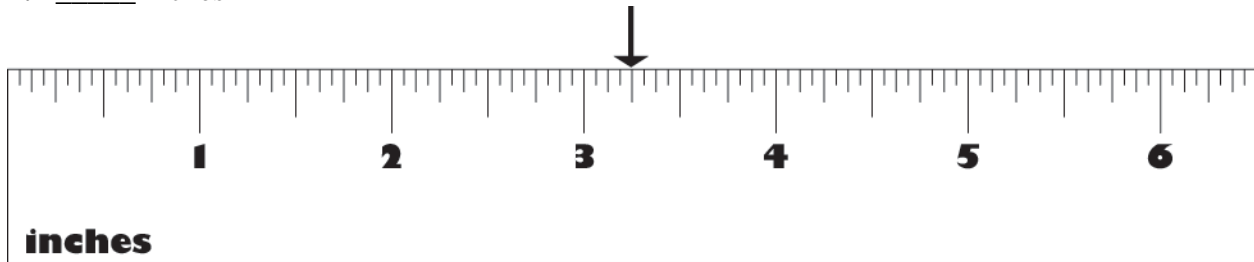
Measure the distance from the left edge of the ruler to the arrow. The following example shows  $\frac{1}{2}$  inch.



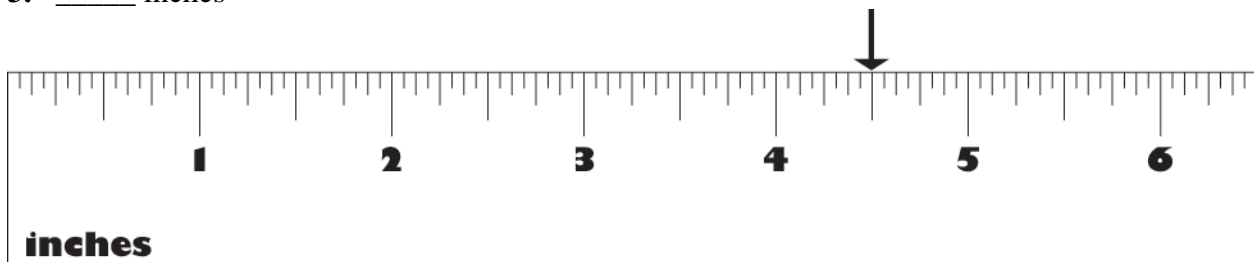
1. \_\_\_\_\_ inches



2. \_\_\_\_\_ inches



3. \_\_\_\_\_ inches



## Part II

Estimate the length of each item. Then, use a ruler to measure each item. Find two other items to add to your chart and measure.

ITEM	ESTIMATE (INCHES)	ACTUAL MEASUREMENT (INCHES)
paper clip		
scissors		
piece of notebook paper		
desktop		
glue stick		
math book		
crayon		
unsharpened pencil		
length of a tissue box		
classroom window		
teacher's shoe		